

ATSC GALLERY RIFLE & MUZZLE LOADING OPEN MEETING

Provisional Results



[Return to start](#)

0101 GRSB

GRID	Name	<u>Score</u>		<u>Score</u>		<u>Score</u>		<u>Score</u>	
		<u>Practice 1</u>		<u>Practice 2</u>		<u>Practice 3</u>		<u>Event Score</u>	
2621	Keith Edwards	89	1	93	3	89	1	271	5
3267	Keith Kilvington	91	2	88	1	91	0	270	3
3428	Steve Lane	87	1	91	2	86	0	264	3
5616	Harry Tooth	85	1	93	5	82	0	260	6
4655	Gareth L Jones	87	1	90	0	82	0	259	1
5030	Pawel Pietrzak	72	0	72	0	78	0	222	0
3633	Alison Burstall	72	3	71	1	75	1	218	5

0102 GRCF

GRID	Name	<u>Score</u>		<u>Score</u>		<u>Score</u>		<u>Score</u>	
		<u>Practice 1</u>	<u>X</u>	<u>Practice 2</u>	<u>X</u>	<u>Practice 3</u>	<u>X</u>	<u>Event Score</u>	<u>X</u>
3083	Chris Douglas	99	8	99	5	99	6	297	19
2621	Keith Edwards	98	4	99	5	100	7	297	16
3769	Lee Townsend	98	6	97	6	100	8	295	20
3767	Charlie Horner	96	4	99	5	99	4	294	13
3267	Keith Kilvington	100	7	99	4	91	2	290	13
4655	Gareth L Jones	98	5	98	5	94	1	290	11
283	Doug Green	96	2	95	4	97	2	288	8
5616	Harry Tooth	95	1	96	3	96	6	287	10
2188	Graham Gough	93	3	98	5	92	1	283	9
3608	James Burstall	90	2	92	2	93	1	275	5
628	Andrew Robinson	49	2	95	3	97	1	241	6

0104 Classic


GRID	Name	<u>Score</u>		<u>Score</u>		<u>Score</u>		<u>Score</u>	
		<u>Practice 1</u>	<u>X</u>	<u>Practice 2</u>	<u>X</u>	<u>Practice 3</u>	<u>X</u>	<u>Event Score</u>	<u>X</u>
1057	Andy Summers	98	2	97	3	97	6	292	11
1800	Alan Podevin	99	3	96	8	96	5	291	16
34	Neil Francis	96	3	97	4	96	2	289	9
3267	Keith Kilvington	96	3	97	4	95	4	288	11
283	Doug Green	91	1	92	1	88	1	271	3

0121 LBP

GRID	Name	<u>Score</u>		<u>Score</u>		<u>Score</u>		<u>Score</u>	
		<u>Practice 1</u>	<u>X</u>	<u>Practice 2</u>	<u>X</u>	<u>Practice 3</u>	<u>X</u>	<u>Event Score</u>	<u>X</u>
3769	Lee Townsend	95	4	99	4	96	3	290	11
3428	Steve Lane	98	3	93	2	92	1	283	6
34	Neil Francis	90	1	95	2	93	1	278	4
4655	Gareth L Jones	89	1	97	2	91	0	277	3
3767	Charlie Horner	93	3	91	3	91	2	275	8
1844	Andy McGee	93	2	93	1	86	1	272	4
1800	Alan Podevin	83	0	95	2	91	1	269	3

0122 LBR

GRID	Name	<u>Score</u>		<u>Score</u>		<u>Score</u>		<u>Score</u>	
		<u>Practice 1</u>	<u>X</u>	<u>Practice 2</u>	<u>X</u>	<u>Practice 3</u>	<u>X</u>	<u>Event Score</u>	<u>X</u>
3767	Charlie Horner	85	0	97	6	92	1	274	7
3769	Lee Townsend	87	1	92	1	89	1	268	3
4655	Gareth L Jones	90	0	78	0	84	0	252	0




[Return to start](#)


ATSC GALLERY RIFLE & MUZZLE LOADING OPEN MEETING

Provisional Results

50M Precision - SB



[Return to start](#)



[Return to start](#)

0301 GRSB

GRID	Name	<u>Score</u>		<u>Score</u>		<u>Score</u>		<u>Score</u>	
		<u>Practice 1</u>		<u>Practice 2</u>		<u>Practice 3</u>		<u>Event Score</u>	
3395	Joseph Pugh	95	3	93	0	93	3	281	6
3256	Malcolm Stewart	94	1	95	4	92	1	281	6
4655	Gareth L Jones	93	2	87	0	92	1	272	3

0302 GRCF

GRID	Name	<u>Score</u>		<u>Score</u>		<u>Score</u>		<u>Score</u>	
		<u>Practice 1</u>		<u>Practice 2</u>		<u>Practice 3</u>		<u>Event Score</u>	
3083	Chris Douglas	96	2	93	3	94	2	283	7
4655	Gareth L Jones	94	4	90	2	94	1	278	7
3767	Charlie Horner	91	2	89	3	88	1	268	6
3256	Malcolm Stewart	91	2	90	2	87	0	268	4
283	Doug Green	75	0	87	1	89	1	251	2

0304 Classic

GRID	Name	<u>Score</u> <u>X</u>		<u>Score</u> <u>X</u>		<u>Score</u> <u>X</u>		<u>Score</u> <u>X</u>	
		<u>Practice 1</u>		<u>Practice 2</u>		<u>Practice 3</u>		<u>Event Score</u>	
34	Neil Francis	89	1	93	2	91	2	273	5
1057	Andy Summers	87	0	90	4	89	0	266	4
3267	Keith Kilvington	85	1	85	1	89	2	259	4
283	Doug Green	75	0	59	0	64	0	198	0

0321 LBP

GRID	Name	<u>Score</u> <u>X</u>		<u>Score</u> <u>X</u>		<u>Score</u> <u>X</u>		<u>Score</u> <u>X</u>	
		<u>Practice 1</u>		<u>Practice 2</u>		<u>Practice 3</u>		<u>Event Score</u>	
34	Neil Francis	98	3	84	0	85	0	267	3
1844	Andy McGee	82	0	88	1	83	2	253	3
4655	Gareth L Jones	83	1	79	0	81	0	243	1
4513	Daniel Dowling-Treacy	77	0	70	1	79	0	226	1


0322 LBR

GRID	Name	<u>Score</u> <u>X</u>		<u>Score</u> <u>X</u>		<u>Score</u> <u>X</u>		<u>Score</u> <u>X</u>	
		<u>Practice 1</u>		<u>Practice 2</u>		<u>Practice 3</u>		<u>Event Score</u>	
4655	Gareth L Jones	68	0	81	0	69	0	218	0

ATSC GALLERY RIFLE & MUZZLE LOADING OPEN MEETING

Provisional Results

T&P1



[Return to start](#)

0701 GRSB

-	-	-	<u>Practice 1</u>	<u>Practice 2</u>	<u>Practice 3</u>	<u>Event Score</u>
GRID	Name	Class	Score	Score	Score	Score
3083	Chris Douglas	X	120	7	120	7
3395	Joseph Pugh	X	120	4	120	7
3267	Keith Kilvington	X	120	10	119	5
2621	Keith Edwards	X	120	9	119	6
3428	Steve Lane	X	119	3	120	8
1542	Jonathan Avetoomy	X	119	4	116	6
4213	Amiel Gardiner	A	119	9	119	5
3767	Charlie Horner	A	119	6	118	6
3221	Stuart Russell	A	117	1	118	8
186	Gail Podevin	B	119	3	114	3
1914	Terry Lowman	B	115	5	113	2
683	Jim Smith	B	114	2	105	4
2419	Bob Worthington	B	112	3	97	0
2188	Graham Gough	B	118	2	118	2
4933	Ian Burton	C	114	2	116	4
5030	Pawel Pietrzak	C	114	2	116	3
849	Brian Yard	C	113	1	116	2
5616	Harry Tooth	D	116	3	117	4
3633	Alison Burstall	D	110	1	115	2
5306	Ian J W Hall	D	101	1	91	0

0702 GRCF

-	-	-	<u>Practice 1</u>	<u>Practice 2</u>	<u>Practice 3</u>	<u>Event Score</u>
GRID	Name	Class	Score	Score	Score	Score
3267	Keith Kilvington	X	120	10	120	10
3083	Chris Douglas	X	120	10	120	10
3769	Lee Townsend	X	120	7	120	8
2621	Keith Edwards	X	119	6	120	11
3410	Peter Keegan	X	119	7	120	7
1542	Jonathan Avetoomy	X	119	5	120	8
3395	Joseph Pugh	X	119	8	118	6
3428	Steve Lane	X	120	9	109	9
4213	Amiel Gardiner	A	120	11	120	8
1914	Terry Lowman	A	119	4	120	8
2419	Bob Worthington	A	120	4	119	6
582	Tony Pilmer	A	119	3	120	4
3221	Stuart Russell	A	116	5	117	3
2188	Graham Gough	B	118	7	120	7
748	Graham Trimmer	B	119	4	119	6
3156	Trevor Maund	B	118	4	119	7
4933	Ian Burton	B	114	1	120	9
5030	Pawel Pietrzak	B	114	1	120	5

821	Trevor Williams	B	118	3	117	3	58	1	293	7
4513	Daniel Dowling-Trea	C	119	1	119	5	60	2	298	8
5616	Harry Tooth	C	116	4	120	7	60	3	296	14
3608	James Burstall	C	117	5	120	5	58	1	295	11
628	Andrew Robinson	D	118	4	118	3	59	1	295	8

0704 Classic


	-	-	Practice 1		Practice 2		Practice 3		Event Score	
GRID	Name	-	Score	X	Score	X	Score	X	Score	X
783	Peter Watts		120	10	120	8	60	5	300	23
1765	Leslie Kong		120	6	120	6	60	4	300	16
1057	Andy Summers		120	6	120	6	59	3	299	15
1800	Alan Podevin		120	6	119	4	60	3	299	13
2188	Graham Gough		118	5	120	7	60	2	298	14
283	Doug Green		119	3	115	3	60	3	294	9
3267	Keith Kilvington		120	7	120	10	50	3	290	20
2419	Bob Worthington		118	2	109	5	60	4	287	11

0721 LBP

-	-	-	Practice 1		Practice 2		Practice 3		Event Score	
GRID	Name	Class	Score	X	Score	X	Score	X	Score	X
3769	Lee Townsend	X	120	6	120	7	60	4	300	17
3428	Steve Lane	X	120	8	119	5	60	6	299	19
34	Neil Francis	X	119	1	120	9	60	5	299	15
783	Peter Watts	X	118	6	119	5	60	3	297	14
3083	Chris Douglas	X	117	4	119	5	60	5	296	14
3767	Charlie Horner	X	118	4	115	2	60	6	293	12
1844	Andy McGee	A	119	6	117	1	60	5	296	12
4513	Daniel Dowling-Trea	A	117	1	119	2	60	1	296	4
1800	Alan Podevin	A	117	4	117	4	60	4	294	12
683	Jim Smith	A	116	2	118	6	60	2	294	10
1773	Morne Van Dalen	A	117	4	116	3	60	4	293	11
1765	Leslie Kong	A	115	3	115	2	60	3	290	8
3221	Stuart Russell	A	109	1	117	2	60	2	286	5
748	Graham Trimmer	A	108	5	116	2	59	2	283	9
4933	Ian Burton	B	112	1	118	3	60	1	290	5
283	Doug Green	B	112	1	110	2	56	1	278	4
821	Trevor Williams	B	110	0	105	0	56	0	271	0

0722 LBR

-	-	-	Practice 1		Practice 2		Practice 3		Event Score	
GRID	Name	Class	Score	X	Score	X	Score	X	Score	X
3769	Lee Townsend	X	118	5	119	6	60	3	297	14
683	Jim Smith	A	116	4	118	3	60	4	294	11
3767	Charlie Horner	A	116	3	117	4	59	2	292	9
1765	Leslie Kong	A	115	6	115	2	59	4	289	12
283	Doug Green	A	114	2	113	2	58	1	285	5
4513	Daniel Dowling-Trea	A	117	2	105	5	57	1	279	8
4933	Ian Burton	B	115	3	114	1	56	1	285	5
3267	Keith Kilvington	B	92	1	113	3	58	0	263	4
748	Graham Trimmer	B	111	0	82	1	59	2	252	3



[Return to start](#)

ATSC GALLERY RIFLE & MUZZLE LOADING OPEN MEETING

Provisional Results

Multi Target



[Return to start](#)

1101 GRSB

GRID	Name	Class	Total number of points				Left		Right		Event Score	
			5's	4's	3's	2's	Score	X	Score	X	Score	X
3428	Steve Lane	X	8	3	0	0	58	6	59	7	117	13
4213	Amiel Gardiner	X	9	3	1	0	59	6	56	5	115	11
3395	Joseph Pugh	X	11	5	0	0	56	3	59	5	115	8
3083	Chris Douglas	X	5	7	2	0	53	3	56	7	109	10
3221	Stuart Russell	X	6	11	2	0	53	3	52	2	105	5
3267	Keith Kilvington	A	7	3	0	0	58	6	59	8	117	14
2621	Keith Edwards	A	9	5	0	0	58	7	57	3	115	10
1542	Jonathan Avetoomy	A	7	6	1	0	56	6	56	4	112	10
3767	Charlie Horner	A	12	2	3	0	56	4	56	3	112	7
2419	Bob Worthington	A	12	3	3	0	56	4	55	2	111	6
683	Jim Smith	A	5	6	2	0	52	6	53	4	105	10
1914	Terry Lowman	B	3	7	1	0	55	6	56	7	111	13
2188	Graham Gough	B	6	6	4	0	56	4	50	4	106	8
186	Gail Podevin	B	4	11	3	0	53	2	50	4	103	6
849	Brian Yard	B	8	4	6	1	46	2	55	3	101	5
5616	Harry Tooth	C	7	6	3	0	51	2	57	6	108	8
4933	Ian Burton	C	6	11	4	1	48	1	50	1	98	2
5030	Pawel Pietrzak	C	3	12	6	1	43	1	50	1	93	2
3633	Alison Burstall	D	2	10	8	0	45	1	49	3	94	4
5306	Ian J W Hall	D	1	7	9	5	38	1	42	1	80	2

1102 GRCF

GRID	Name	Class	Total number of points				Left		Right		Event Score	
			5's	4's	3's	2's	Score	X	Score	X	Score	X
3267	Keith Kilvington	X	7	1	0	0	60	9	59	7	119	16
3395	Joseph Pugh	X	9	1	0	0	60	7	59	7	119	14
3769	Lee Townsend	X	4	2	0	0	59	8	59	10	118	18
1542	Jonathan Avetoomy	X	9	3	0	0	60	6	57	6	117	12
3083	Chris Douglas	X	4	4	0	0	58	8	58	8	116	16
3428	Steve Lane	X	4	6	1	0	55	6	57	7	112	13
3410	Peter Keegan	A	9	6	1	0	57	5	55	3	112	8
2621	Keith Edwards	A	5	4	0	0	58	8	53	6	111	14
1914	Terry Lowman	A	8	6	3	0	51	3	57	4	108	7
3221	Stuart Russell	A	6	7	3	0	54	4	53	4	107	8
2419	Bob Worthington	B	8	6	0	0	58	4	56	6	114	10
4213	Amiel Gardiner	B	6	7	0	0	55	6	53	4	108	10
821	Trevor Williams	B	9	4	1	2	50	3	58	5	108	8
3156	Trevor Maund	B	7	10	1	1	53	4	52	1	105	5
4933	Ian Burton	B	5	10	5	3	40	0	51	1	91	1
4513	Daniel Dowling-Trez	C	8	5	2	0	53	3	58	6	111	9
2188	Graham Gough	C	8	7	3	0	53	4	54	2	107	6
748	Graham Trimmer	C	4	9	8	0	46	0	49	3	95	3

849	Brian Yard	C	7	5	9	1	44	2	50	0	94	2
3608	James Burstall	D	7	9	2	0	54	3	53	3	107	6
5616	Harry Tooth	D	5	13	1	0	52	3	48	1	100	4
628	Andrew Robinson	D	5	14	4	0	51	1	47	0	98	1
5030	Pawel Pietrzak	D	4	9	6	1	48	1	43	2	91	3

1104 Classic


GRID	Name	Class	Total number of points				Left		Right		Event Score	
			5's	4's	3's	2's	Score	X	Score	X	Score	X
3267	Keith Kilvington	-	7	1	0	0	59	8	60	8	119	16
783	Peter Watts	-	8	1	0	0	59	7	60	8	119	15
1765	Leslie Kong	-	5	3	0	0	57	6	60	10	117	16
1057	Andy Summers	-	10	6	0	0	56	4	58	4	114	8
1800	Alan Podevin	-	7	5	1	0	57	4	56	7	113	11
283	Doug Green	-	8	11	2	0	48	0	57	3	105	3
2188	Graham Gough	-	4	8	4	0	50	2	54	6	104	8
2419	Bob Worthington	-	2	11	4	1	40	2	53	3	93	5

1121 LBP

GRID	Name	Class	Total number of points				Left		Right		Event Score	
			5's	4's	3's	2's	Score	X	Score	X	Score	X
3428	Steve Lane	X	14	1	0	0	60	5	59	4	119	9
783	Peter Watts	X	7	3	0	0	58	8	59	6	117	14
3083	Chris Douglas	X	13	3	0	0	58	3	59	5	117	8
34	Neil Francis	X	5	5	0	0	59	8	56	6	115	14
3769	Lee Townsend	X	10	2	2	0	55	7	59	3	114	10
3767	Charlie Horner	X	7	5	1	0	54	6	59	5	113	11
683	Jim Smith	X	10	6	2	0	58	2	52	4	110	6
1773	Morne Van Dalen	X	8	10	0	0	54	3	56	3	110	6
4513	Daniel Dowling-Trez	A	9	9	0	0	54	1	57	5	111	6
1844	Andy McGee	A	8	7	3	0	52	2	55	4	107	6
1800	Alan Podevin	A	5	13	2	0	47	0	56	4	103	4
1765	Leslie Kong	A	3	12	4	0	50	2	50	3	100	5
3221	Stuart Russell	A	2	12	6	1	42	1	51	2	93	3
4933	Ian Burton	B	9	7	0	0	57	4	56	4	113	8
748	Graham Trimmer	B	9	8	1	2	48	0	56	4	104	4
283	Doug Green	B	3	7	6	3	47	3	45	2	92	5
821	Trevor Williams	B	3	6	9	3	42	1	45	2	87	3

1122 LBR

GRID	Name	Class	Total number of points				Left		Right		Event Score	
			5's	4's	3's	2's	Score	X	Score	X	Score	X
3769	Lee Townsend	X	10	4	2	0	55	4	57	4	112	8
683	Jim Smith	X	6	8	1	0	56	5	54	4	110	9
748	Graham Trimmer	X	8	7	6	0	52	2	49	1	101	3
1765	Leslie Kong	A	7	9	2	1	48	0	56	5	104	5
3767	Charlie Horner	A	6	11	4	0	50	1	51	2	101	3
4933	Ian Burton	B	3	10	5	3	42	0	49	3	91	3
283	Doug Green	B	3	4	9	5	36	1	47	2	83	3




[Return to start](#)


ATSC GALLERY RIFLE & MUZZLE LOADING OPEN MEETING

Provisional Results

1500



[Return to start](#)



[Return to start](#)

1501 GRSB

GRID	Name	Class	Total	Match 1		Match 2		Match 3		Match 4		Match 5 (1/2)		Match 5 (3/4)		Event Score	
			0's	Score	X	Score	X	Score	X	Score	X	Score	X	Score	X	Score	X
2621	Keith Edwards	X	0	240	20	180	15	234	9	236	12	297	24	295	14	1482	94
632	John Robinson	X	1	230	20	179	15	234	10	240	17	300	23	295	17	1478	102
4213	Amiel Gardiner	X	0	238	21	178	13	232	11	239	14	299	24	287	13	1473	96
3395	Joseph Pugh	A	0	240	18	180	8	228	4	240	22	299	25	295	18	1482	95
1057	Andy Summers	A	0	239	17	180	11	231	10	237	15	299	24	293	15	1479	92
3256	Malcolm Stewart	A	0	239	19	179	10	229	5	239	16	300	26	293	11	1479	87
3267	Keith Kilvington	A	0	240	20	180	9	226	5	240	18	299	23	290	11	1475	86
582	Tony Pilmer	B	0	237	17	171	3	220	2	232	5	297	19	281	8	1438	54
2419	Bob Worthington	B	0	238	13	175	8	218	8	228	8	283	7	280	6	1422	50
1914	Terry Lowman	B	2	226	11	170	5	215	8	237	9	295	22	277	6	1420	61
3388	Alex Florance	C	0	239	19	175	5	220	6	235	9	297	18	281	6	1447	63
5616	Harry Tooth	C	0	238	16	174	7	217	3	231	9	298	21	282	9	1440	65
4655	Gareth L Jones	D	1	234	13	177	11	218	1	229	6	291	15	263	5	1412	51

1502 GRCF

GRID	Name	Class	Total	Match 1		Match 2		Match 3		Match 4		Match 5 (1/2)		Match 5 (3/4)		Event Score	
			0's	Score	X	Score	X	Score	X	Score	X	Score	X	Score	X	Score	X
632	John Robinson	X	0	240	20	180	14	234	11	239	16	300	29	295	19	1488	109
3083	Chris Douglas	X	0	240	20	178	13	235	11	239	17	298	21	295	16	1485	98
3256	Malcolm Stewart	A	0	240	20	180	13	234	12	238	12	300	23	296	17	1488	97
3410	Peter Keegan	A	0	239	19	179	14	236	11	238	11	300	25	291	12	1483	92
2621	Keith Edwards	A	0	240	22	178	8	236	8	239	16	300	26	290	8	1483	88
3267	Keith Kilvington	A	0	240	24	179	13	229	4	240	18	297	28	291	13	1476	100
582	Tony Pilmer	B	0	234	15	179	12	236	9	239	15	299	26	288	4	1475	81
2419	Bob Worthington	B	0	240	20	177	6	228	6	234	10	297	17	285	3	1461	62

4213	Amiel Gardiner	C	0	240	22	180	11	235	8	239	15	294	21	292	9	1480	86
1914	Terry Lowman	C	7	229	16	178	13	230	8	179	10	299	25	287	12	1402	84
5616	Harry Tooth	D	4	219	12	173	7	207	4	232	3	294	21	279	3	1404	50

1504 Classic

GRID	Name	Class
3267	Keith Kilvington	-

1521 LBP

GRID	Name	Class
34	Neil Francis	X
632	John Robinson	X
4513	Daniel Dowling-Trez	A
4655	Gareth L Jones	B
283	Doug Green	B

1522 LBR

GRID	Name	Class
632	John Robinson	X
283	Doug Green	B

0	240	22	180	11	235	8	239	15	294	21	292	9	1480	86
7	229	16	178	13	230	8	179	10	299	25	287	12	1402	84
4	219	12	173	7	207	4	232	3	294	21	279	3	1404	50

Total	Match 1			Match 2			Match 3			Match 4			Match 5 (1/2)			Match 5 (3/4)			Event Score		
0's	Score	X		Score	X		Score	X		Score	X		Score	X		Score	X		Score	X	
0	240	21		180	15		231	3		239	17		300	27		298	13		1488	96	


Total	Match 1		Match 2		Match 3		Match 4		Match 5 (1/2)		Match 5 (3/4)		Event Score	
0's	Score	X	Score	X	Score	X	Score	X	Score	X	Score	X	Score	X
0	240	23	180	11	226	1	240	17	298	22	295	14	1479	88
0	238	15	180	9	224	4	240	13	300	18	287	7	1469	66
0	230	12	177	9	232	5	231	6	299	19	297	14	1466	65
0	236	8	178	5	226	3	234	14	292	10	283	2	1449	42
4	226	5	167	5	204	1	204	1	276	6	248	2	1325	20

Total	Match 1		Match 2		Match 3		Match 4		Match 5 (1/2)		Match 5 (3/4)		Event Score	
0's	Score	X	Score	X	Score	X	Score	X	Score	X	Score	X	Score	X
0	238	14	179	10	228	10	236	14	299	24	288	11	1468	83
8	224	4	169	1	166	3	205	6	285	6	266	2	1315	22


ATSC GALLERY RIFLE & MUZZLE LOADING OPEN MEETING

Provisional Results

1020



[Return to start](#)



[Return to start](#)

1601 GRSB

GRID	GRID Look Name	Class
2621	2621 Keith Edwards	X
3256	3256 Malcolm Stewart	X
4213	4213 Amiel Gardiner	X
3083	3083 Chris Douglas	X
3221	3221 Stuart Russell	A
1914	1914 Terry Lowman	A
4655	4655 Gareth L Jones	B
3388	3388 Alex Florance	B
5616	5616 Harry Tooth	B

1602 GRCF

GRID	Name	
3083	3083 Chris Douglas	X
3395	3395 Joseph Pugh	X
3256	3256 Malcolm Stewart	X
3410	3410 Peter Keegan	X
2621	2621 Keith Edwards	A
1914	1914 Terry Lowman	B
3221	3221 Stuart Russell	B
5616	5616 Harry Tooth	B

Total	<u>Match 1</u>		<u>Match 2</u>		<u>Match 3</u>		<u>Match 4</u>		<u>Match 5</u>		<u>Event Score</u>	
0's	Score	X	Score	X	Score	X	Score	X	Score	X	Score	X
0	240	20	180	12	239	10	239	17	120	6	1018	65
0	240	23	180	13	239	19	239	16	118	9	1016	80
0	239	18	180	13	237	17	240	19	119	9	1015	76
0	240	22	178	13	238	19	239	12	120	9	1015	75
2	230	18	170	2	235	13	237	10	108	6	980	49
4	208	15	175	9	221	7	233	15	117	5	954	51
0	236	9	178	5	234	6	230	7	116	6	994	33
0	237	13	172	5	235	11	234	10	113	3	991	42
0	239	15	174	7	228	4	235	13	113	1	989	40

Total	<u>Match 1</u>		<u>Match 2</u>		<u>Match 3</u>		<u>Match 4</u>		<u>Match 5</u>		<u>Event Score</u>	
0's	Score	X	Score	X	Score	X	Score	X	Score	X	Score	X
0	240	21	180	10	240	18	240	15	120	8	1020	72
0	239	16	180	12	240	13	240	14	120	5	1019	60
0	240	18	178	11	239	15	240	22	119	7	1016	73
0	0	0	0	0	0	0	0	0	0	0	0	0
0	240	23	178	12	235	8	237	15	120	4	1010	62
0	238	18	179	11	232	9	240	14	119	6	1008	58
0	240	14	177	6	236	13	236	9	115	4	1004	46
7	196	9	171	4	200	3	235	11	117	5	919	32

1604 Classic

GRID	Name	
3267	3267 Keith Kilvington	
1765	1765 Leslie Kong	

1621 LBP

GRID	Name	
783	783 Peter Watts	X
34	34 Neil Francis	X
1773	1773 Morne Van Dalen	A
4655	4655 Gareth L Jones	A
4513	4513 Daniel Dowling-Trez	A
3221	3221 Stuart Russell	A
748	748 Graham Trimmer	A
3767	3767 Charlie Horner	A
1765	1765 Leslie Kong	B

1622 LBR

GRID	Name	
1765	1765 Leslie Kong	A
748	748 Graham Trimmer	B

Total	<u>Match 1</u>		<u>Match 2</u>		<u>Match 3</u>		<u>Match 4</u>		<u>Match 5</u>		<u>Event Score</u>	
0's	Score	X	Score	X	Score	X	Score	X	Score	X	Score	X
0	240	24	179	12	238	16	240	21	120	8	1017	81
0	235	8	173	4	225	6	231	9	114	3	978	30


Total	<u>Match 1</u>		<u>Match 2</u>		<u>Match 3</u>		<u>Match 4</u>		<u>Match 5</u>		<u>Event Score</u>	
0's	Score	X	Score	X	Score	X	Score	X	Score	X	Score	X
0	240	19	178	11	236	12	239	11	119	5	1012	58
1	230	19	174	6	238	11	238	10	120	6	1000	52
0	240	21	177	6	233	11	234	8	117	4	1001	50
0	234	9	177	8	234	11	238	9	117	4	1000	41
0	233	8	173	7	231	7	234	6	118	3	989	31
0	229	2	168	4	224	4	231	6	108	0	960	16
0	0	0	0	0	0	0	0	0	0	0	0	0
0	0	0	0	0	0	0	0	0	0	0	0	0
1	235	8	164	1	227	4	231	4	109	0	966	17

Total	<u>Match 1</u>		<u>Match 2</u>		<u>Match 3</u>		<u>Match 4</u>		<u>Match 5</u>		<u>Event Score</u>	
0's	Score	X	Score	X	Score	X	Score	X	Score	X	Score	X
0	230	11	174	7	219	5	230	12	111	4	964	39
1	228	4	168	5	224	5	223	4	95	2	938	20


ATSC GALLERY RIFLE & MUZZLE LOADING OPEN MEETING

Provisional Results

Granet



[Return to start](#)



[Return to start](#)

4301 GRSB

		<u>Practice 1</u>		<u>Practice 2</u>		<u>Practice 3</u>		<u>Event Score</u>	
GRID	Name	<u>Score</u>		<u>Score</u>		<u>Score</u>		<u>Score</u>	
3428	Steve Lane	100	7	100	9	99	7	299	23
3221	Stuart Russell	98	1	100	5	100	4	298	10
2621	Keith Edwards	99	6	98	3	100	6	297	15
5616	Harry Tooth	99	4	97	4	98	5	294	13

4302 GRCF

		<u>Practice 1</u>		<u>Practice 2</u>		<u>Practice 3</u>		<u>Event Score</u>	
GRID	Name	<u>Score</u>		<u>Score</u>		<u>Score</u>		<u>Score</u>	
3769	Lee Townsend	98	6	99	6	97	5	294	17
5616	Harry Tooth	99	4	99	4	96	2	294	10
2621	Keith Edwards	98	6	95	4	98	2	291	12
3156	Trevor Maund	97	4	95	4	94	2	286	10
3221	Stuart Russell	95	0	98	7	93	2	286	9
748	Graham Trimmer	93	3	91	2	98	1	282	6


4304 Classic

		<u>Practice 1</u>		<u>Practice 2</u>		<u>Practice 3</u>		<u>Event Score</u>	
GRID	Name	<u>Score</u>	<u>X</u>	<u>Score</u>	<u>X</u>	<u>Score</u>	<u>X</u>	<u>Score</u>	<u>X</u>
3267	Keith Kilvington	99	7	100	6	99	3	298	16
783	Peter Watts	100	6	100	8	97	7	297	21
34	Neil Francis	96	2	99	4	99	5	294	11


ATSC GALLERY RIFLE & MUZZLE LOADING OPEN MEETING

Provisional Results

Aggregate - SB



[Return to start](#)




[Return to start](#)

GRID	Name	25M		T&P1		MT		Total		Class		ATSC Member
		Score	"X"	Score	"X"	Score	"X"	Score	"X"	T&P1	MT	
3267	Keith Kilvington	270	3	299	20	117	14	686	37	X	A	0
2621	Keith Edwards	271	5	299	19	115	10	685	34	X	A	0
3428	Steve Lane	264	3	299	15	117	13	680	31	X	X	0
5616	Harry Tooth	260	6	291	9	108	8	659	23	D	C	0
5030	Pawel Pietrzak	222	0	287	6	93	2	602	8	C	C	0
3633	Alison Burstall	218	5	283	5	94	4	595	14	D	D	0

ATSC GALLERY RIFLE & MUZZLE LOADING OPEN MEETING

Provisional Results

Aggregate - CF



GRID	Name	25M		T&P1		MT		Total		ATSC Member
		Score	"X"	Score	"X"	Score	"X"	Score	"X"	
3769	Lee Townsend	295	20	300	21	118	18	713	59	0
3083	Chris Douglas	297	19	300	23	116	16	713	58	0
3267	Keith Kilvington	290	13	300	25	119	16	709	54	0
2621	Keith Edwards	297	16	299	22	111	14	707	52	0
2188	Graham Gough	283	9	298	17	107	6	688	32	0
5616	Harry Tooth	287	10	296	14	100	4	683	28	0
3608	James Burstall	275	5	295	11	107	6	677	22	0
628	Andrew Robinson	241	6	295	8	98	1	634	15	0

ATSC GALLERY RIFLE & MUZZLE LOADING OPEN MEETING

Provisional Results

Aggregate - Classic



GRID	Name	25M		T&P1		MT		Total		ATSC Member
		Score	"X"	Score	"X"	Score	"X"	Score	"X"	
1057	Andy Summers	292	11	299	15	114	8	705	34	Y
1800	Alan Podevin	291	16	299	13	113	11	703	40	0
3267	Keith Kilvington	288	11	290	20	119	16	697	47	0
283	Doug Green	271	3	294	9	105	3	670	15	0

ATSC GALLERY RIFLE & MUZZLE LOADING OPEN MEETING

Provisional Results

Aggregate - LBP



GRID	Name	25M		T&P1		MT		Total		ATSC Member
		Score	"X"	Score	"X"	Score	"X"	Score	"X"	
3769	Lee Townsend	290	11	300	17	114	10	704	38	0
3428	Steve Lane	283	6	299	19	119	9	701	34	0
34	Neil Francis	278	4	299	15	115	14	692	33	0
3767	Charlie Horner	275	8	293	12	113	11	681	31	0
1844	Andy McGee	272	4	296	12	107	6	675	22	Y
1800	Alan Podevin	269	3	294	12	103	4	666	19	0

ATSC GALLERY RIFLE & MUZZLE LOADING OPEN MEETING

Provisional Results

Aggregate - LBR



GRID	Name	25M		T&P1		MT		Total		ATSC Member
		Score	"X"	Score	"X"	Score	"X"	Score	"X"	
3769	Lee Townsend	268	3	297	14	112	8	677	25	0
3767	Charlie Horner	274	7	292	9	101	3	667	19	0

ATSC GALLERY RIFLE & MUZZLE LOADING OPEN MEETING

Provisional Results

Aggregate - 1500



GRID	Name	GRSB		GRCF		Total		ATSC Member
		Score	"X"	Score	"X"	Score	"X"	
3256	Malcolm Stewart	1479		87	1488	97	2967	0
632	John Robinson	1478		102	1488	109	2966	0
2621	Keith Edwards	1482		94	1483	88	2965	0
4213	Amiel Gardiner	1473		96	1480	86	2953	0
3267	Keith Kilvington	1475		86	1476	100	2951	0
582	Tony Pilmer	1438		54	1475	81	2913	0
2419	Bob Worthington	1422		50	1461	62	2883	Y
5616	Harry Tooth	1440		65	1404	50	2844	0
1914	Terry Lowman	1420		61	1402	84	2822	Y